



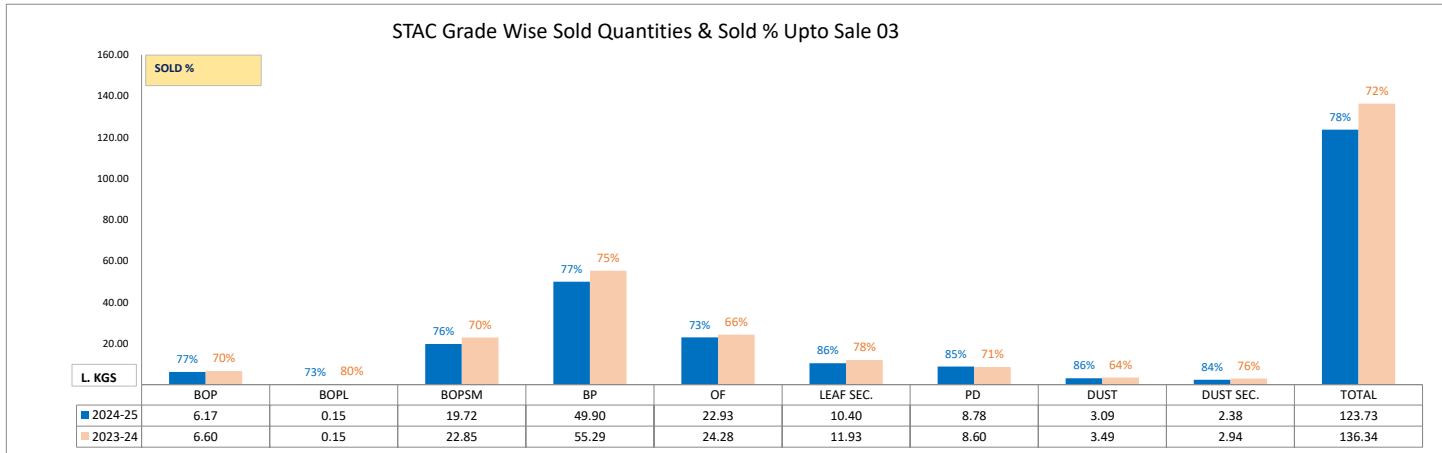
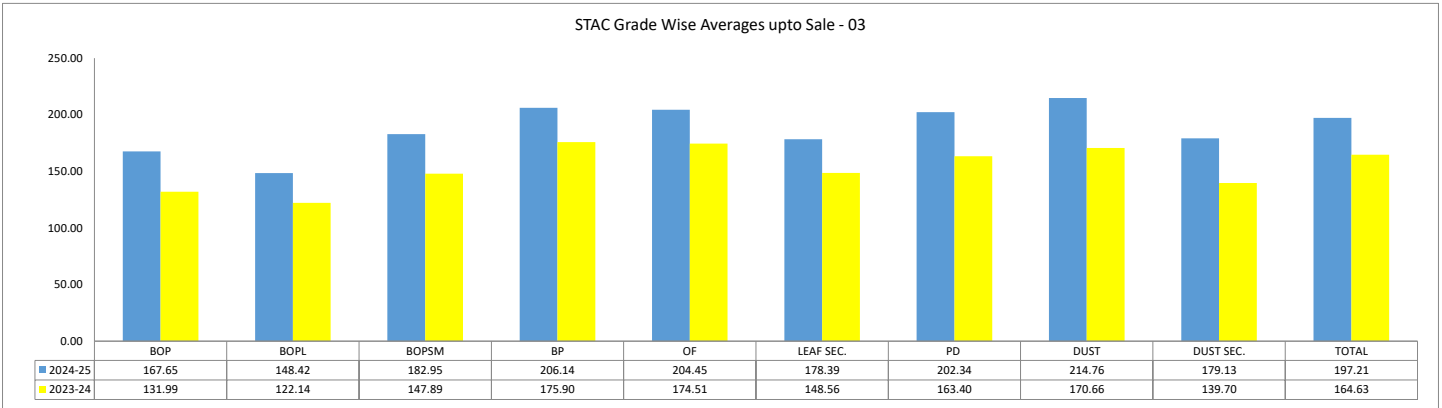
J THOMAS & COMPANY PRIVATE LIMITED
SILIGURI MARKET SYNOPSIS - SALE 03 (2024)

Market Report	
LEAF	DUST
<ul style="list-style-type: none"> * Market witnessed good demand. * Good and best sorts were irregular following quality. * Medium and Plainer sorts followed a similar trend. 	<ul style="list-style-type: none"> * Market witnessed good demand. * Good and best sorts were easier following quality. * Medium and Plainer sorts followed a similar trend.

Buying Analysis	
LEAF	DUST
<ul style="list-style-type: none"> * Internal Mainstay. * TCPL/HUL Operated. * Local packeteers Operated. * Western India Fair support. * Export Operated. 	<ul style="list-style-type: none"> * Internal Operated. * Western India Good support. * Local packeteers/ TCPL Selctive. * HUL Silent. * Export Limited enquiry.

AUCTION AVERAGES									
	2024/25			2023/24			UPTO SALE 03		
	Sale 03	Sale 02	+/-	Sale 03	Sale 02	+/-	2024/25	2023/24	2022/23
LEAF	149.06	150.09	-1.03	128.81	132.57	-3.76	196.69	165.15	178.87
DUST	152.59	159.16	-6.58	126.23	137.32	-11.09	201.14	160.43	177.32
TOTAL	149.39	150.88	-1.49	128.60	133.02	-4.41	197.21	164.63	178.70

STAC AUCTION AVERAGES									
SALE		48	49	50	51	52	01	02	03
LEAF	2024/25	190.91	180.42	172.81	162.48	159.29	151.65	150.09	149.06
	2023/24	158.35	164.10	157.82	155.08	152.08	141.18	132.57	128.81
DUST	2024/25	208.53	197.72	183.28	175.84	172.80	163.69	159.16	152.59
	2023/24	149.79	154.66	148.79	144.24	143.20	139.74	137.32	126.23
TOTAL	2024/25	192.70	182.12	173.77	163.68	160.33	152.59	150.88	149.39
	2023/24	157.48	163.19	156.81	153.83	151.11	141.05	133.02	128.60

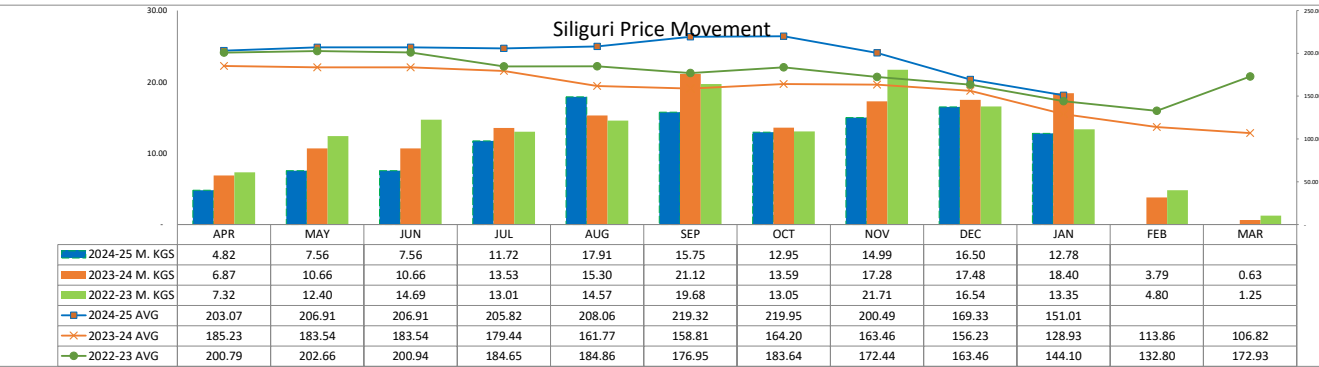


OFFER / SOLD QUANTITY & AVERAGE PRICE (2024/25)												
LEAF	THIS SALE				LAST SALE				UPTO SALE 03			
	OFFERED	SOLD	AVG.	OUT %	OFFERED	SOLD	AVG.	OUT %	OFFERED	SOLD	AVG.	OUT %
BROKENS	3045591	2520884	150.15	17%	3433302	2706014	150.65	21%	98945788	76075218	196.88	23%
FANNINGS	685169	558136	159.49	19%	815864	639401	157.80	22%	31607661	22988095	204.34	27%
LEAF SEC.	635996	570277	134.04	10%	578412	530332	137.88	8%	12071444	10399652	178.39	14%
LEAF TOTAL	4366756	3649298	149.06	16%	4827579	3875746	150.09	20%	142624893	109462965	196.69	23%
DUST	THIS SALE				LAST SALE				TO DATE			
	OFFERED	SOLD	AVG.	OUT %	OFFERED	SOLD	AVG.	OUT %	OFFERED	SOLD	AVG.	OUT %
DUST	321397	263941	157.30	18%	352601	284287	162.57	19%	13927527	11886970	205.56	15%
DUST SEC.	135811	111643	141.43	18%	102150	86454	147.95	15%	2834612	2383687	179.13	16%
DUST TOTAL	457208	375585	152.59	18%	454751	370740	159.16	18%	16762139	14270657	201.14	15%
TOTAL	4823964	4024883	149.39	17%	5282330	4246487	150.88	20%	159387032	123733622	197.21	22%

OFFER / SOLD QUANTITY & AVERAGE PRICE												
LEAF	THIS SALE				LAST SALE				UPTO SALE 03			
	OFFERED	SOLD	AVG.	OUT %	OFFERED	SOLD	AVG.	OUT %	OFFERED	SOLD	AVG.	OUT %
2024-25	4366756	3649298	149.06	16%	4827579	3875746	150.09	20%	142624893	109462965	196.69	23%
2023-24	4458026	3582823	128.81	20%	4416976	3510716	132.57	21%	168224379	121298259	165.15	28%
DUST	THIS SALE				LAST SALE				TO DATE			
	OFFERED	SOLD	AVG.	OUT %	OFFERED	SOLD	AVG.	OUT %	OFFERED	SOLD	AVG.	OUT %
2024-25	457208	375585	152.59	18%	454751	370740	159.16	18%	16762139	14270657	201.14	15%
2023-24	425355	312667	126.23	26%	456832	361544	137.32	21%	21413639	15038669	160.43	30%
TOTAL	THIS SALE				LAST SALE				TO DATE			
	OFFERED	SOLD	AVG.	OUT %	OFFERED	SOLD	AVG.	OUT %	OFFERED	SOLD	AVG.	OUT %
2024-25	4823964	4024883	149.39	17%	5282330	4246487	150.88	20%	159387032	123733622	197.21	22%
2023-24	4883380	3895490	128.60	20%	4873808	3872260	133.02	21%	189638017	136336927	164.63	28%

% OF TEAS SOLD	PRICE RANGE									
	LEAF					DUST				
	2024/25		UPTO SALE 03			2023/24		UPTO SALE 03		
	Sale 03	Sale 02	2024/25	2023/24	2022/23	Sale 03	Sale 02	2024/25	2023/24	2022/23
BELOW 100	0.0	0.0	0.4	5.7	3.1	0.0	0.0	0.7	3.6	2.0
BETWEEN 100.00-119.99	6.6	4.3	3.6	32.6	16.2	8.6	0.2	3.9	22.5	10.0
BETWEEN 120.00-139.99	49.7	45.4	14.1	10.5	20.0	32.2	15.9	7.8	14.0	14.0
BETWEEN 140.00-159.99	18.5	23.1	12.7	6.6	9.1	30.2	22.6	8.9	13.6	14.4
BETWEEN 160.00-179.99	10.2	12.3	15.3	6.9	8.4	12.6	25.1	12.2	13.0	16.3
BETWEEN 180.00-199.99	5.7	5.8	13.4	7.0	7.0	7.2	18.4	14.4	10.3	10.2
BETWEEN 200.00-219.99	3.2	3.6	7.9	7.8	7.8	3.6	9.5	14.4	9.1	10.0
BETWEEN 220.00-239.99	2.5	2.6	7.6	7.0	8.0	2.7	3.3	14.3	6.3	9.8
BETWEEN 240.00-259.99	1.2	1.2	7.5	5.1	6.7	1.0	2.9	10.6	3.8	6.7
BETWEEN 260.00-279.99	1.1	0.8	6.3	3.8	4.8	0.0	0.6	6.2	2.0	3.9
BETWEEN 280.00-299.99	0.5	0.3	4.3	2.6	3.4	0.4	1.0	3.7	1.3	1.7
300 AND ABOVE	0.8	0.6	6.9	4.3	5.6	1.4	0.6	2.7	0.5	1.2

FUTURE FRESH OFFERING (IN PACKAGES)									
SALE NO	THIS YEAR-2024			LAST YEAR-2023			DIFFERENCE		
	LEAF	DUST	TOTAL	LEAF	DUST	TOTAL	LEAF	DUST	TOTAL
4	101306	9349	110655	105411	6072	111483	-4105	3277	-828
5	98822	15219	114041	106011	7750	113761	-7189	7469	280
6	46531	8273	54804	67276	10645	77921	-20745	-2372	-23117
TOTAL	246659	32841	279500	278698	24467	303165	-32039	8374	-23945



STAC BUYING (ALL TEAS) FOR THE SALE 03												
	CTC LEAF			DUST			TOTAL					
	KGS	AVG	%	KGS	AVG	%	KGS	AVG	%			
OFFER	4,366,756			457,208			4,823,964					
SOLD	3,649,298			375,585			4,024,883					
SOLD %	84%			82%			83%					
ZONE	KGS	AVG	%	KGS	AVG	%	KGS	AVG	%			
Local	1,678,294.0	149.91	46%	Local	194,245.7	153.55	52%	Local	1,872,539.7	150.28	47%	
N.India	764,985.1	156.76	21%	W.India	55,974.7	153.33	15%	N.India	809,735.6	156.37	20%	
W.India	262,836.0	144.79	7%	N.India	44,750.5	149.72	12%	W.India	318,810.7	146.29	8%	
Others	227,030.2	149.79	6%	C.India	32,743.0	162.12	9%	Others	243,864.5	149.98	6%	
Exports	178,505.6	144.51	5%	R.Pack	16,855.0	144.95	4%	Exports	187,072.8	144.22	5%	
R.Pack	144,770.8	132.94	4%	Others	16,834.3	152.45	4%	R.Pack	161,625.8	134.20	4%	
Packeteers	136,395.4	153.91	4%	Exports	8,567.2	138.03	2%	Packeteers	140,205.9	153.07	3%	
HUL	112,076.4	132.29	3%	Packeteers	3,810.5	123.03	1%	HUL	112,076.4	132.29	3%	
TCPL	93,920.2	126.73	3%	TCPL	1,803.8	128.15	0%	TCPL	95,724.0	126.76	2%	
C.India	50,484.4	151.11	1%					C.India	83,227.4	155.44	2%	
TOTAL	3,649,298	149.06		TOTAL	375,585	152.59		TOTAL	4,024,883	149.39		

DOOARS BATTING ORDER (STAC+CTTA) UPTO SALE 03				
MARK	2024-25		2023-24	
	KGS	AVG	KGS	AVG
KARTICK	344103.90	330.82	549,449.00	324.83
BINAGURI	968986.20	309.89	1,179,005.50	288.95
CHULSA	367227.80	309.49	375,820.80	276.13
RYDAK	755598.80	300.48	1,203,024.90	274.85
DALGAON	710847.10	294.48	1,169,400.40	277.08
GHATIAROYAL	277658.70	292.95	644,240.10	293.85
BHATKAWA	209975.80	292.93	216,787.30	267.72
NEPUCHAPUR	427937.60	290.49	794,848.70	256.76
MORAGHAT	879280.60	288.33	911,467.00	247.37
JITI	999287.40	281.87	926,271.70	280.32
ARYAMANSPECIAL	179188.70	278.26	279,984.90	250.07
GULMA	661345.20	276.24	731,444.30	314.48
BARADIGHI	659824.80	275.73	727,620.60	274.69
MATRIGOLD	430070.80	275.54	572,115.70	237.46
MAINAKROYAALE	98689.80	275.14	91,198.90	263.67
PAHARGOOMIAH	652212.30	274.00	867,079.40	266.65
HOPE	513045.20	270.85	488,469.00	270.03
LEESHRIVER	555771.30	270.18	786,093.60	248.45
INDONGGOLD	452836.70	266.97	721,325.00	205.97
SANKOS	1078412.60	266.39	786,857.10	258.85
HULDIBARIROYAL	672565.30	265.61		
KARALVALLEYROYAL	355684.20	261.62	409,613.00	233.74
KUMARGRAM	884083.40	261.10	624,084.90	264.00
NUXALBARIIMPERIAL	177835.80	260.94	296,393.10	259.05
GANDRAPARA	909996.50	260.63	907,783.63	231.00

* Above 30,000 Kgs.

Follow us on:

