



J THOMAS & COMPANY PRIVATE LIMITED

KOLKATA MARKET SYNOPSIS - SALE 19 (2024 - 25)

CTC
Market Report
• Good demand
• Liquoring Assams firm around last levels. Medium and plainer category tended easier.
• Cachars followed similar trend. Good Dooars irregular as per quality. Plainer category tended easier.

Buying Analysis
• Western India: Supported the better teas on offer
• TCPL: Some support on medium/plainer sorts Hindustan Unilever: Selective
• Exporters : Fair support Other Internal and local: Operated

Orthodox
Market Report
• Strong demand
• Whole leaf and larger brokens witnessed good competition and sold at fully firm rates. Smaller brokens and leafy fannings irregular around last.
• Smaller browner fannings tended lower. Secondaries irregular around last and sometimes tended lower following quality.

Buying Analysis
• Middle East : Active
• CIS: Operated

DUST
Market Report
• Assam's irregularly easier and saw considerable withdrawals.

Buying Analysis
• Hindustan Unilever: Operated TCPL : Some support on the mediums
• Western India & Other regional packeteers : Active
• Exporters: Fair enquiry

Darjeeling
Market Report
• Good demand
• High elevation Whole leaf grades sold between Rs 800-1200/- and few teas fetched higher prices. Lower- Mid elevation teas sold between Rs 450 and 650/-. Brokens and Fannings sold in line with quality.
• Exporters: Good support Local/ Internal: Active Major Blenders- Did not operate

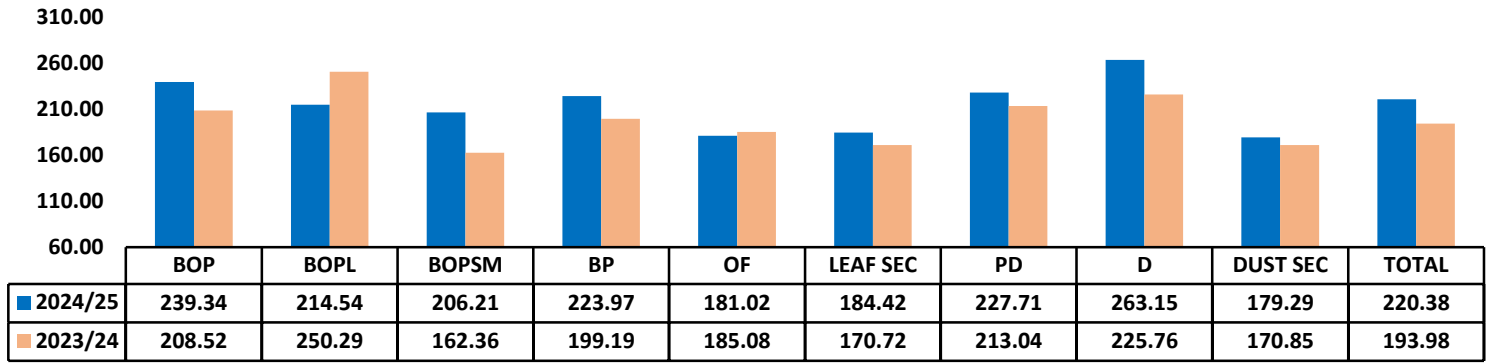
AUCTION AVERAGES

	2024/25			2023/24			UP TO SALE 19		
	SALE 19	SALE 18	+/-	SALE 19	SALE 18	+/-	2024/25	2023/24	2022/23
CTC LEAF	234.49	230.63	3.86	196.70	187.49	9.21	218.96	193.13	217.47
DUST	217.92	242.43	-24.51	189.22	193.73	-4.51	224.00	196.41	231.89
TOTAL	229.26	234.45	-5.19	194.30	189.32	4.98	220.38	193.98	220.89
ORTHODOX	292.15	299.86	-7.71	210.08	223.92	-13.84	299.52	230.56	264.60
DARJEELING	804.33	940.38	-136.05	811.52	856.91	-45.38	514.27	754.06	566.00
ALL TEAS	261.74	264.87	-3.13	207.04	209.78	-2.74	256.91	214.07	239.84

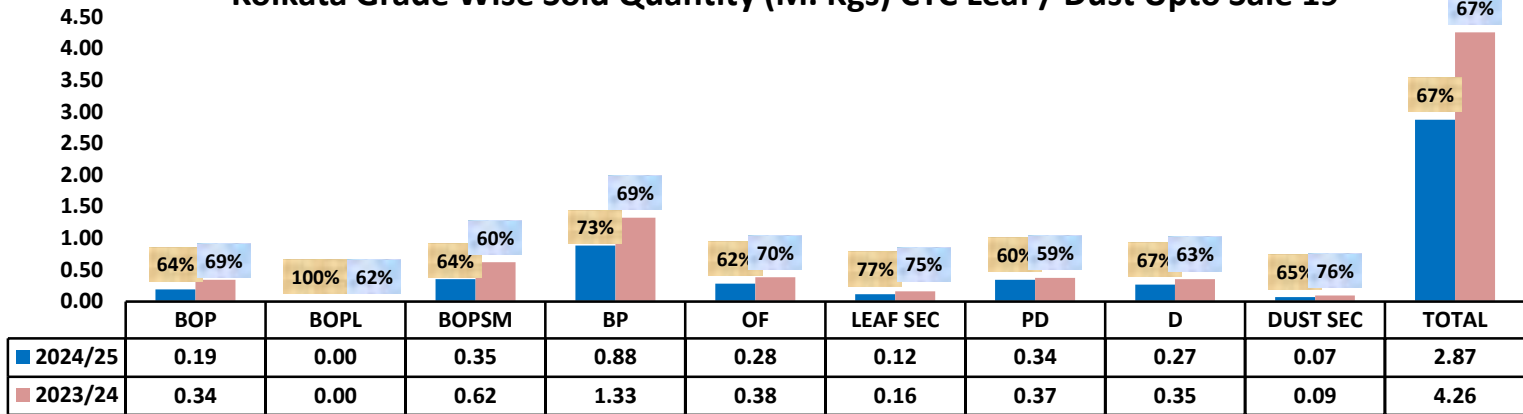
KOLKATA AUCTION AVERAGES

SALE		15	16	17	18	19	20
CTC LEAF	2024/25	182.53	232.22	202.72	230.63	234.49	
	2023/24	180.67	193.72	201.03	187.49	196.70	181.28
DUST	2024/25	176.40	262.62	219.49	242.43	217.92	
	2023/24	207.36	209.04	197.76	193.73	189.22	189.50
TOTAL	2024/25	181.92	237.64	207.06	234.45	229.26	
	2023/24	184.54	197.09	200.11	189.32	194.30	183.69
ORTHODOX	2024/25	291.88	318.56	308.28	299.86	292.15	
	2023/24	256.53	245.28	234.46	223.92	210.08	197.25
DARJEELING	2024/25	181.07	174.35	394.71	940.38	804.33	
	2023/24	283.89	713.04	869.17	856.91	811.52	596.90

Kolkata Grade Wise Averages CTC Leaf / Dust Upto Sale 19



Kolkata Grade Wise Sold Quantity (M. Kgs) CTC Leaf / Dust Upto Sale 19



KOLKATA GRADE WISE ORTHODOX AVARAGES UPTO SALE 19

GRADE	2024 - 25		2023 - 24		GRADE	2024 - 25		2023 - 24		GRADE	2024 - 25		2023 - 24	
	QTY.	AVG	QTY.	AVG		QTY.	AVG	QTY.	AVG		QTY.	AVG	QTY.	AVG
TGFOP1	104233.4	377.32	142215.4	266.70	FBOP	311566.0	311.75	627531.8	233.76	GBOP1/FBOP1	157211.7	206.43	286790.6	157.09
TGFOP	238443.0	354.53	437039.7	253.48	GFBOP	203455.8	301.13	195839.0	213.28	BOPF/GOF/FOF	123156.7	187.55	301820.3	143.16
GFOP	133359.5	343.43	263692.1	261.49	GBOP	207847.3	286.02	223780.3	205.08					
FOP	121250.2	298.82	262324.6	248.21	BPS	119575.8	340.77	185914.4	328.07					

OFFER / SOLD QUANTITY & AVERAGE PRICE CTC / DUST

	THIS SALE				LAST SALE				TO DATE			
	OFFERED	SOLD	AVG.	OUT %	OFFERED	SOLD	AVG.	OUT %	OFFERED	SOLD	AVG.	OUT %
BROKENS	5,85,578	4,38,204	243.22	25%	7,21,959	4,71,474	230.12	35%	21,27,495	14,80,040	222.06	30%
FANNINGS	2,21,436	1,24,791	219.53	44%	2,70,531	1,39,142	242.83	49%	7,86,174	4,65,363	217.78	41%
LEAF SEC.	57,871	45,375	191.39	22%	56,868	45,821	198.87	19%	1,50,660	1,16,621	184.42	23%
LEAF TOTAL	8,64,884.2	6,08,370.7	234.49	30%	10,49,358.0	6,56,436.9	230.63	37%	30,64,329.3	20,62,024.5	218.96	33%
DUST	4,23,147	2,49,054	220.44	41%	4,55,836	2,92,737	244.80	36%	11,45,585	7,40,244	228.27	35%
DUST SEC.	46,794	31,727	198.10	32%	33,371	20,604	208.78	38%	1,09,638	70,808	179.29	35%
DUST TOTAL	4,69,940.6	2,80,781.1	217.92	40%	4,89,206.9	3,13,340.8	242.43	36%	12,55,223.3	8,11,051.3	224.00	35%
TOTAL	13,34,824.8	8,89,151.8	229.26	33%	15,38,564.9	9,69,777.7	234.45	37%	43,19,552.6	28,73,075.8	220.38	33%

OFFER / SOLD QUANTITY & AVERAGE PRICE ORTHODOX

	OFFERED	SOLD	AVG.	OUT %	OFFERED	SOLD	AVG.	OUT %	OFFERED	SOLD	AVG.	OUT %
WHOLE LEAF	2,45,751	2,36,617	339.37	4%	2,67,989	2,56,043	337.00	4%	8,76,265	8,32,718	335.44	5%
BROKENS	3,34,334	3,04,265	302.17	9%	3,82,410	3,21,669	303.07	16%	11,25,948	9,92,632	305.93	12%
FANNINGS	61,780	45,538	180.92	26%	64,673	49,937	179.33	23%	2,11,792	1,53,909	179.40	27%
SECONDARY	1,05,488	99,382	199.99	6%	55,826	49,204	207.99	12%	2,04,738	1,86,815	204.25	9%
ORTH. TOTAL	7,47,354.3	6,85,802.0	292.15	8%	7,70,897.3	6,76,853.3	299.86	12%	24,18,742.6	21,66,074.3	299.52	10%

OFFER / SOLD QUANTITY & AVERAGE PRICE DARJEELING

	OFFERED	SOLD	AVG.	OUT %	OFFERED	SOLD	AVG.	OUT %	OFFERED	SOLD	AVG.	OUT %
WHOLE LEAF	16,208	9,845	985.76	39%	9,890	5,341	1,176.10	46%	33,785	20,842	914.44	38%
BROKENS	2,712	2,492	485.38	8%	3,380	2,235	590.39	34%	9,809	5,666	500.48	42%
FANNINGS	3,149	2,445	398.84	22%	1,559	1,039	481.37	33%	26,274	22,759	151.26	13%
DARI. TOTAL	22,069.0	14,781.9	804.33	33%	14,829.0	8,615.2	940.38	42%	69,868.1	49,267.3	514.27	29%

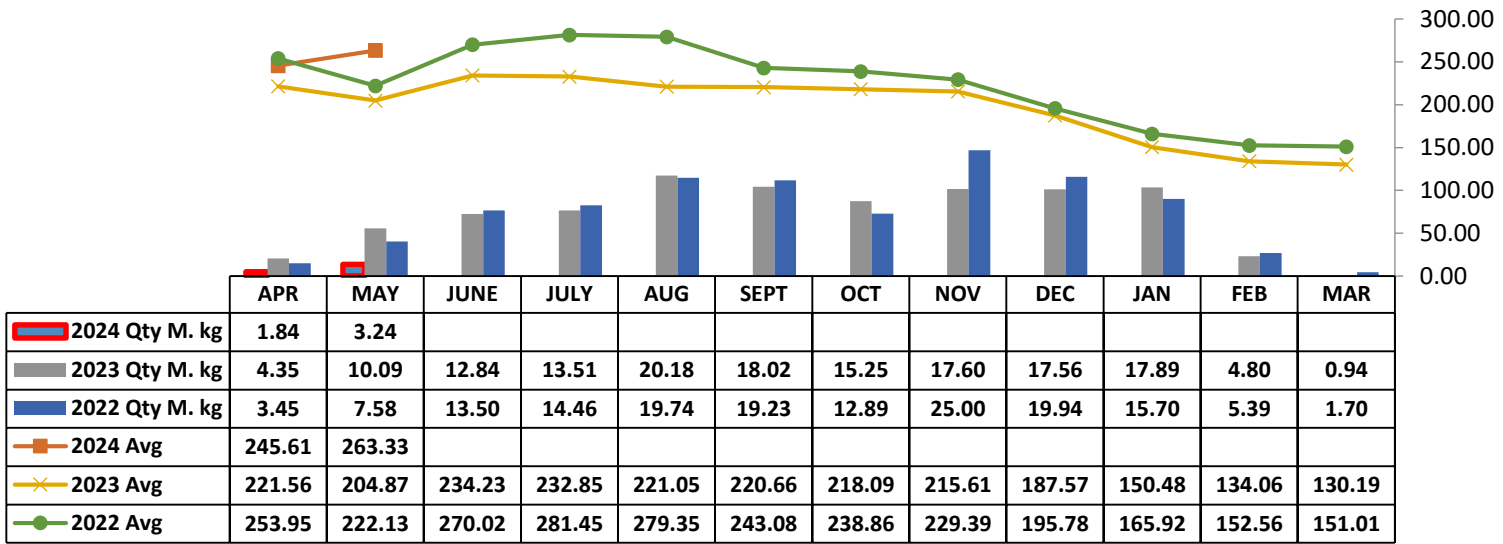
OFFER / SOLD QUANTITY & AVERAGE PRICE												
CTC	THIS SALE				LAST SALE				TO DATE			
	OFFERED	SOLD	AVG.	OUT %	OFFERED	SOLD	AVG.	OUT %	OFFERED	SOLD	AVG.	OUT %
2024-25	864884.2	608370.7	234.49	30%	1049358.0	656436.9	230.63	37%	3064329.3	2062024.5	218.96	33%
2023-24	935830.1	739648.3	196.70	21%	897513.8	692017.6	187.49	23%	4656564.7	3153941.9	193.13	32%
DUST	OFFERED	SOLD	AVG.	OUT %	OFFERED	SOLD	AVG.	OUT %	OFFERED	SOLD	AVG.	OUT %
2024-25	469940.6	280781.1	217.92	40%	489206.9	313340.8	242.43	36%	1255223.3	811051.3	224.00	35%
2023-24	489482.8	348391.2	189.22	29%	406099.1	287641.1	193.73	29%	1663903.0	1103234.3	196.41	34%
ORTHODOX	OFFERED	SOLD	AVG.	OUT %	OFFERED	SOLD	AVG.	OUT %	OFFERED	SOLD	AVG.	OUT %
2024-25	747354.3	685802.0	292.15	8%	770897.3	676853.3	299.86	12%	2418742.6	2166074.3	299.52	10%
2023-24	1365202.1	816940.6	210.08	40%	1196085.1	848220.7	223.92	29%	5468406.7	3711974.4	230.56	32%
DARJEELING	OFFERED	SOLD	AVG.	OUT %	OFFERED	SOLD	AVG.	OUT %	OFFERED	SOLD	AVG.	OUT %
2024-25	22069.0	14781.9	804.33	33%	14829.0	8615.2	940.38	42%	69868.1	49267.3	514.27	29%
2023-24	27990.4	18833.0	811.52	33%	15676.2	12446.0	856.91	21%	73164.4	45106.3	754.06	38%
TOTAL	OFFERED	SOLD	AVG.	OUT %	OFFERED	SOLD	AVG.	OUT %	OFFERED	SOLD	AVG.	OUT %
2024-25	2104248.0	1589735.6	261.74	24%	2324291.2	1655246.2	264.87	29%	6808163.3	5088417.4	256.91	25%
2023-24	2818505.5	1923813.1	207.04	32%	2515374.2	1840325.5	209.78	27%	11862038.9	8014256.9	214.07	32%

PRICE RANGE	CTC LEAF					DUST				
% OF TEAS SOLD	2024/25		UP TO SALE 19			2024/25		UP TO SALE 19		
	SALE 19	SALE 18	2024/25	2023/24	2022/23	SALE 19	SALE 18	2024/25	2023/24	2022/23
	BELOW 160	20.97	27.93	33.35	42.40	24.69	22.97	20.04	28.14	37.23
BETWEEN 160.00-179.99	11.64	6.06	8.82	6.87	11.31	15.07	5.79	8.58	9.45	11.95
BETWEEN 180.00-199.99	5.38	4.86	4.95	4.76	10.46	5.06	6.48	4.78	6.32	8.73
BETWEEN 200.00-219.99	8.08	6.79	6.27	7.45	8.74	8.01	6.20	6.83	6.05	8.74
BETWEEN 220.00-139.99	6.81	4.00	4.28	8.69	7.30	5.17	8.39	6.04	12.42	8.90
BETWEEN 240.00-259.99	7.75	7.48	6.18	7.77	7.43	8.19	6.37	5.96	11.25	10.20
BETWEEN 260.00-279.99	8.11	5.47	5.84	6.62	7.17	9.74	7.76	7.50	6.61	7.74
ABOVE 280	31.26	37.41	30.32	15.45	22.90	25.79	38.97	32.18	10.67	28.54

PRICE RANGE	ORTHODOX					PRICE RANGE	DARJEELING		
% OF TEAS SOLD	2024/25		UP TO SALE 19			% OF TEAS SOLD	2024/25		UP TO SALE 19
	SALE 19	SALE 18	2024/25	2023/24	2022/23		SALE 19	SALE 18	2024/25
	BELOW 200	13.47	8.41	9.97	22.13		12.51	BELOW 300.00	7.23
BETWEEN 200.00-219.99	3.23	3.62	2.97	10.33	3.35	BETWEEN 301.00-400.99	11.94	12.87	10.20
BETWEEN 220.00-239.99	4.09	3.21	3.85	17.07	8.57	BETWEEN 401.00-500.99	6.16	3.59	2.88
BETWEEN 240.00-259.99	3.58	2.04	2.57	18.53	7.85	BETWEEN 501.00-600.99	4.61	1.07	1.94
BETWEEN 260.00-279.99	8.05	7.38	6.34	9.79	34.69	BETWEEN 601.00-700.99	12.33	16.87	6.82
ABOVE 280	67.58	75.34	74.30	22.15	33.03	ABOVE 701.00	57.74	65.60	31.17

FUTURE FRESH OFFERING (IN PACKAGES)															
SALE NO	THIS YEAR-2024 - 25					LAST YEAR-2023 - 24					DIFFERENCE				
	CTC LEAF	ORTHODOX	DARJEELING	DUST	TOTAL	LEAF	ORTHODOX	DARJEELING	DUST	TOTAL	LEAF	ORTHODOX	DARJEELING	DUST	TOTAL
20	25345	28115	3109	13594	70163	22752	49649	3063	9650	85114	2593	-21534	46	3944	-14951
21	26367	24947	3410	13306	68030	29954	48914	4284	9556	92708	-3587	-23967	-874	3750	-24678
TOTAL	51712	53062	6519	26900	138193	52706	98563	7347	19206	177822	-994	-45501	-828	7694	-39629

Kolkata Monthly Price Movement All Teas



CTTA BUYING (ALL TEAS) FOR THE SALE 19

	CTC LEAF			DUST			TOTAL				
	SALE 19										
OFFER	8,64,884.2 Kgs			4,69,940.6 Kgs			13,34,824.8 Kgs				
SOLD	6,08,370.7 Kgs			2,80,781.1 Kgs			8,89,151.8 Kgs				
SOLD %	70%			60%			67%				
ZONES	KGS.	AVG.	%	Kgs	AVG	%	Kgs	AVG	%		
W.India	2,20,362.1	264.95	36%	W.India	83,568.3	245.73	30%	W.India	3,03,930.4	259.67	34%
Local	1,58,551.5	237.00	26%	Exports	33,910.3	152.25	12%	Local	1,80,257.8	230.20	20%
N.India	82,248.5	193.44	14%	S.India	32,484.4	205.91	12%	N.India	97,146.4	192.49	11%
Others	37,281.9	201.62	6%	Others	29,715.9	168.44	11%	Others	66,997.8	186.90	8%
Exports	30,313.1	174.30	5%	HUL	25,978.4	291.22	9%	Exports	64,223.4	162.65	7%
WI.Pack	24,774.8	274.83	4%	WI.Pack	22,111.8	252.59	8%	WI.Pack	46,886.6	264.34	5%
TCPL	21,124.5	136.05	3%	Local	21,706.3	180.53	8%	S.India	40,733.8	203.66	5%
NI.Pack	13,917.4	207.83	2%	N.India	14,897.9	187.24	5%	HUL	36,005.5	305.57	4%
HUL	10,027.1	342.75	2%	TCPL	7,577.6	208.15	3%	TCPL	28,702.1	155.09	3%
S.India	8,249.4	194.81	1%	Packeteers	4,557.6	271.94	2%	NI.Pack	18,190.0	220.55	2%
Packeteers	1,520.4	240.58	0%	NI.Pack	4,272.6	261.98	2%	Packeteers	6,078.0	264.10	1%
Grand Total	6,08,370.7	234.49	100%	TOTAL	2,80,781.1	217.92	100%	TOTAL	8,89,151.8	229.26	100%

	ORTHODOX			DARJEELING			
	SALE 19						
OFFER	7,47,354.3 Kgs			22,069.0 Kgs			
SOLD	6,85,802.0 Kgs			14,781.9 Kgs			
SOLD %	92%			67%			
ZONE	Kgs	AVG	%	Kgs	AVG	%	
Local	2,91,667.2	293.05	43%	Local	8,511.6	780.94	58%
Middle East	1,52,993.1	283.39	22%	Others	2,116.2	821.45	14%
Others	1,35,618.1	299.73	20%	Other Exports	1,629.4	906.84	11%
N.India	32,036.9	298.93	5%	Exports	1,364.4	669.41	9%
Other Exports	26,361.8	255.40	4%	Domestic	744.8	1,193.08	5%
Exports	23,713.1	305.04	3%	W.India	218.6	626.28	1%
CIS	15,309.7	323.21	2%	C.India	196.8	445.00	1%
CONTINENT	6,390.4	317.86	1%				
Domestic	852.4	155.50	0%				
W.India	433.1	347.00	0%				
Packeteers	426.2	165.00	0%				
TOTAL	6,85,802.0	292.15	100%	TOTAL	14,781.9	804.33	100%

ASSAM CTC BATTING ORDER (GTAC+CTTA) Sale 19

MARK	2024-25		2023-24	
	KGS	AVG	KGS	AVG
MOKRUNG	4434	484.57	3425	413.60
GATOONGA	9034	476.21	15509	412.69
HOOKHMOL	8296	438.28	10726	377.73
HATIMARA	10206	431.49	0	0.00
HALMARI	38035	430.99	38911	392.55
DECKIAJULI	28690	407.17	29666	378.48
SOTAI	1407	394.49	2534	382.62
DOOMUR DULLUNG	15220	390.71	0	0.00
HAJUA	16674	386.02	17855	336.50
DUFLATING	6099	379.62	5569	353.51
BANAMALIE	9071	376.68	7643	365.19
KAMARBUND	6285	374.28	4541	341.39
KHARIKATIA	18864	366.54	15504	316.29
DOOMNI	38448	363.45	22433	336.25
ROMAI	14194	361.86	17419	268.66
GHILLIDARY	10332	357.89	13081	309.08
NAGRIJULI	36170	357.08	15119	308.17
DEJOO	178	356.00	0	0.00
HAROOCHARAI	20362	355.25	0	0.00
HIRAJULI	6693	352.21	14830	297.37
KHOOMTAIE 'A'	7677	351.27	13774	299.13
NAHORHABI(CLSPL)	4563	349.76	12765	301.87
ATTABARRIEHIGHGROWN	7349	349.48	11297	295.98
DUKLINGIA	41018	347.93	36010	316.66
BIJLEEJAN	15139	344.97	36216	266.39

DOOARS CTC BATTING ORDER (STAC+CTTA) Sale 14 to 19

MARK	2024-25		2023-24	
	KGS	AVG	KGS	AVG
GHATIA ROYAL	222	380.00	52657	310.93
KARTICK	30512	366.81	32216	339.19
RYDAK	49166	348.89	70657	279.87
BARADIGHI	57793	333.47	51327	312.58
CHULSA	46755	325.33	36409	306.68
MAINAKROYAALE	6539	324.54	4065	300.46
CHALOUNI	38489	313.96	51317	289.17
BHATKAWA	25054	313.16	16002	253.78
DALGAON	82663	310.27	93588	311.82
KUMARGRAM	46343	308.38	63836	302.60
ANANDAPURROYAL	13371	302.82	25170	257.81
PAHARGOOMIAH	71599	302.37	63111	291.19
LEESH RIVER	79270	299.44	81208	284.16
DIANA (RAMBARI)	46995	298.87	7701	296.80
HOPE	65753	298.51	68323	307.19
AIBHEEL	100702	298.47	95721	277.10
DANGUAJHAR	102502	294.66	111250	285.64
GANDRAPARA	128050	292.94	107621	279.31
SANKOS	59311	292.49	47243	302.71
JITI	120055	292.43	105820	304.26
GULMA	56726	291.70	54184	298.74
MORAGHAT	106192	290.86	78824	256.42
BINAGURI	120367	289.67	120188	299.46
ZURRANTEE	33511	288.30	15223	287.95
MEENGLAS	79036	288.16	50060	281.61

ASSAM ORTHODOX BATTING ORDER (GTAC+CTTA) Sale 14 to 19

MARK	2024-25		2023-24	
	KGS	AVG	KGS	AVG
DOOMNI	409	675.76	323	826.70
CHOTA TINGRAI	402	419.99	14061	188.35
BHOOTEACHANG	353	367.00	31108	223.68
AIDEOBARI PREMIUM	81	351.00	0	0.00
HARMUTTY	20775	344.18	22418	247.70
DEJOO	34987	340.66	35049	260.59
HATTIALLI	14105	338.83	43622	217.95
BOKAKHAT	2445	337.08	9091	247.14
ORANGAJULI	10197	329.75	20508	219.05
LIGRIPOOKRIE	4543	328.04	19147	226.82
MOHUNBAREE	10444	326.28	9028	239.23
PENGAREE	55765	326.15	29697	242.42
MADHUTING	44900	325.69	68399	240.10
NOKHROY	21576	324.43	24943	262.64
NONAIPARA	2862	324.27	28284	220.84
SINGLIJAN	9936	321.99	38389	243.49
BARGANG	14146	320.24	40501	241.26
LATTAKOOJANHIGHGROWN	1536	319.47	0	0.00
DHELAKHAT	34891	319.01	34655	235.21
METHONI	11629	318.57	624	292.25
GINGIA	27096	317.55	60418	244.36
MOKALBARI EAST	27381	316.36	4681	219.66
SESSA 'B'	24116	316.03	29978	237.80
SEAJULI	36308	315.97	32006	243.92
BORPATRA	11974	315.04	32264	246.83

DARJEELING BATTING ORDER Sale 14 to 19

MARK	2024-25		2023-24	
	KGS	AVG	KGS	AVG
LIZA HILL	71	2500.00	0	0.00
TURZUM	210	2361.78	0	0.00
SUNGMA	108	1826.00	104	1578.00
BARNESBEG (ORGANIC)	227	1705.89	1725	1058.75
MARGARET'S HOPE	578	1319.98	1391	858.34
BADAMTAM (ORGANIC)	708	1286.58	2136	909.12
RISHEEHAT(ORGANIC)	1361	1186.69	92	901.00
PUTTABONG	2842	1142.27	923	1174.67
GIELLE	1512	1139.16	2631	1064.76
BALASUN	431	1097.00	261	1120.73
TEESTA VALLEY	1149	1078.46	3663	1190.62
GYA/MILLIKTHONG	606	948.00	304	437.67
GLENBURN	2022	927.10	2103	908.47
CASTLETON	2179	921.99	2124	1091.86
THURBO	3087	837.49	4942	1051.11
ROHINI	732	742.38	1815	711.74
POOBONG	391	602.56	273	649.55
UPPER FAGU	3652	502.79	4712	495.08
NORTH TUKVAR	254	461.46	0	0.00
MISSION HILL	1792	395.37	4735	336.94
NURBONG	354	358.33	221	679.89
SIVITAR	106	70.00		

Follow us on:

