

J THOMAS & COMPANY PRIVATE LIMITED

KOLKATA MARKET SYNOPSIS - SALE 01 (2024 - 25)

CTC
Market Report
• Good demand
• Assams maintaining quality met with good enquiry and sold readily.
• Browner fibrous sorts tended easier.

DUST
Market Report
• Fair demand
• All sorts irregularly easier following quality
•

Buying Analysis
• Western India: Supported the better teas on offer
• Hindustan Unileve : Good support TCPL : Selective
• Exporters : Operated Other Internal/Local: Operated

Buying Analysis
• Hindustan Unileve : Operated
• Western India: Selective
•

Orthodox
Market Report
• Good demand
• Select few tippy teas on offer readily absorbed. Clean well made whole leaf and brokens sold at fully firm rates.
• Remainder browner stalkier whole leaf and brokens irregular and at times tended lower following quality. Secondaries irregular around last.

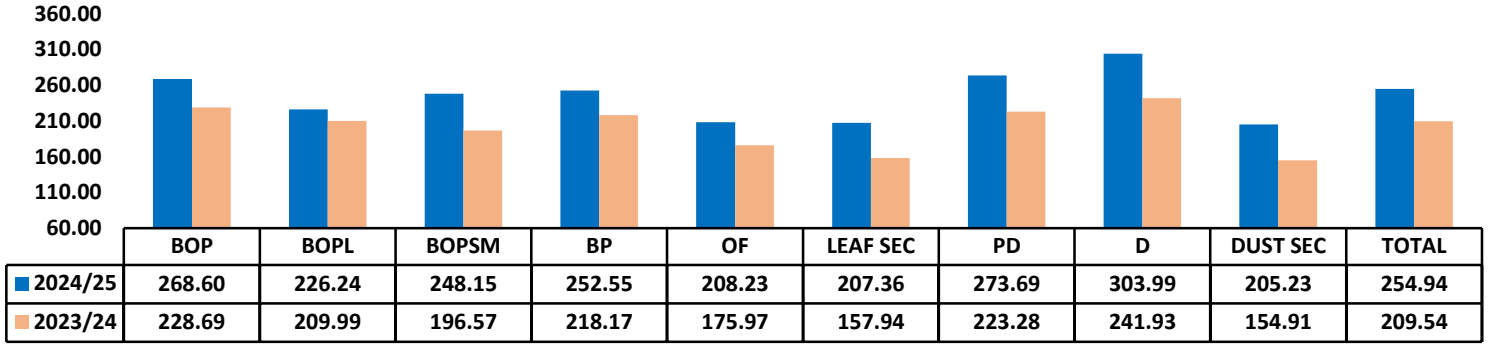
Darjeeling
Market Report
• Fair demand
• All sorts sold in line with quality
• TCPL: Active Local/Internal: Operated

Buying Analysis
• Middle East : : Active
• CIS: Good Support
• Hindustan Unileve : Operated very selectively

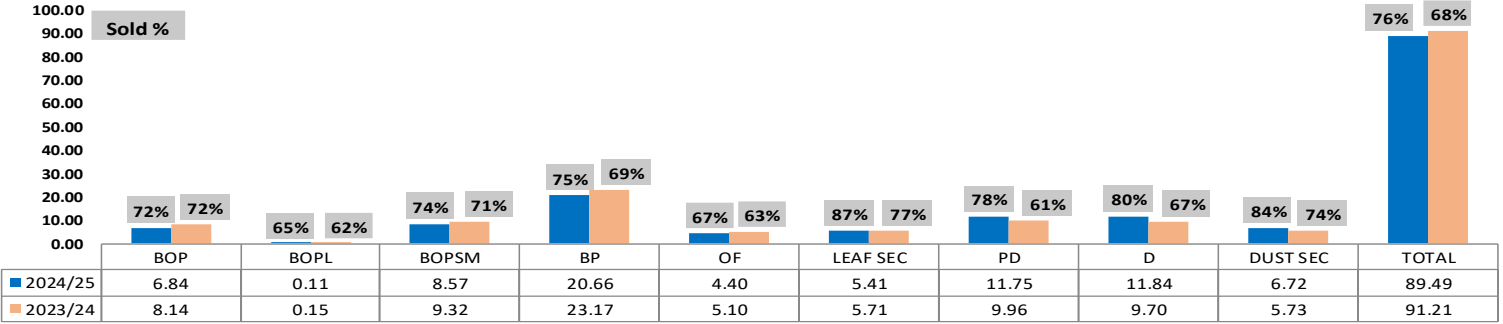
AUCTION AVERAGES									
	2024/25			2023/24			UP TO SALE 01		
	SALE 01	SALE 52	+/-	SALE 01	SALE 52	+/-	2024/25	2023/24	2022/23
CTC LEAF	178.18	185.05	-6.87	157.60	168.22	-10.62	247.16	209.50	214.79
DUST	179.95	184.52	-4.57	156.56	167.32	-10.76	267.84	209.61	226.05
TOTAL	178.73	184.91	-6.18	157.30	167.94	-10.65	254.94	209.54	218.20
ORTHODOX	231.92	245.13	-13.21	179.04	193.75	-14.71	296.75	223.34	295.14
DARJEELING	188.55	311.77	-123.23	188.64	213.75	-25.12	410.22	342.12	358.37
ALL TEAS	190.19	200.92	-10.72	161.68	172.95	-11.27	266.88	214.93	242.27

KOLKATA AUCTION AVERAGES							
SALE		49	50	51	52	01	02
CTC LEAF	2024/25	203.19	198.63	191.12	185.05	178.18	
	2023/24	188.51	185.06	176.27	168.22	157.60	153.69
DUST	2024/25	238.87	226.73	203.98	184.52	179.95	
	2023/24	198.34	188.52	175.66	167.32	156.56	149.50
TOTAL	2024/25	216.57	206.83	195.12	184.91	178.73	
	2023/24	191.59	186.24	176.09	167.94	157.30	152.62
ORTHODOX	2024/25	265.85	257.03	249.18	245.13	231.92	
	2023/24	221.91	219.95	196.67	193.75	179.04	172.69
DARJEELING	2024/25	305.45	273.04	258.25	311.77	188.55	
	2023/24	247.28	260.03	228.36	213.75	188.64	184.87

Kolkata Gradewise Averages CTC Leaf / Dust Upto Sale 01



Kolkata Gradewise Sold Quantity (M. Kgs) CTC Leaf / Dust Upto Sale 01



KOLKATA GRADEWISE ORTHODOX AVERAGES UPTO SALE 01

GRADE	2024 - 25		2023 - 24		GRADE	2024 - 25		2023 - 24		GRADE	2024 - 25		2023 - 24	
	QTY.	AVG	QTY.	AVG		QTY.	AVG	QTY.	AVG		QTY.	AVG	QTY.	AVG
TGFOP1	1329087.3	423.20	1583885.1	276.41	FBOP	3659088.2	320.02	5183588.3	251.52	GBOP1/FBOP1	3196161.5	189.05	4090387.9	140.87
TGFOP	2482906.9	379.12	3748905.8	248.14	GFBOP	2129857.6	310.76	2780107.1	228.15	BOPF/GOF/FOF	2088076.5	190.92	2835219.1	140.43
GFOP	1315465.7	365.39	2250587.1	237.76	GBOP	2507429.7	298.56	3560553.9	206.79					
FOP	1691075.0	277.66	2308578.8	218.56	BPS	1296474.8	338.21	1711384.7	335.19					

OFFER / SOLD QUANTITY & AVERAGE PRICE CTC / DUST

	THIS SALE				LAST SALE				TO DATE			
	OFFERED	SOLD	AVG.	OUT %	OFFERED	SOLD	AVG.	OUT %	OFFERED	SOLD	AVG.	OUT %
BROKENS	20,75,187	14,87,426	182.48	28%	22,88,359	15,06,886	190.26	34%	5,18,29,135	3,82,05,722	253.64	26%
FANNINGS	6,29,520	4,78,076	182.33	24%	7,44,958	5,37,086	188.43	28%	1,71,56,972	1,22,19,771	244.50	29%
LEAF SEC.	3,33,621	2,94,894	149.76	12%	3,64,823	3,10,371	153.90	15%	62,36,309	54,12,087	207.36	13%
LEAF TOTAL	30,38,328.2	22,60,395.8	178.18	26%	33,98,140.0	23,54,342.6	185.05	31%	7,52,22,415.6	5,58,37,579.9	247.16	26%
DUST	9,46,123	6,88,542	196.14	27%	8,87,805	6,09,267	199.96	31%	3,39,55,500	2,69,38,468	283.46	21%
DUST SEC.	3,87,590	3,19,919	145.11	17%	3,53,387	2,46,966	146.43	30%	79,80,535	67,18,526	205.23	16%
DUST TOTAL	13,33,713.6	10,08,460.8	179.95	24%	12,41,191.5	8,56,233.5	184.52	31%	4,19,36,034.8	3,36,56,994.6	267.84	20%
TOTAL	43,72,041.8	32,68,856.6	178.73	25%	46,39,331.5	32,10,576.1	184.91	31%	11,71,58,450.4	8,94,94,574.5	254.94	24%

OFFER / SOLD QUANTITY & AVERAGE PRICE ORTHODOX

	OFFERED	SOLD	AVG.	OUT %	OFFERED	SOLD	AVG.	OUT %	OFFERED	SOLD	AVG.	OUT %
WHOLE LEAF	3,97,111	3,36,004	275.49	15%	4,23,234	3,78,758	295.38	11%	1,34,42,888	1,20,93,612	340.87	10%
BROKENS	3,38,409	2,41,520	271.68	29%	4,07,882	3,55,940	273.19	13%	1,32,89,036	1,15,11,197	315.13	13%
FANNINGS	81,838	68,505	142.33	16%	95,894	83,142	153.36	13%	27,56,017	23,31,922	186.88	15%
SECONDARY	2,77,947	2,53,579	160.53	9%	2,83,824	2,73,073	166.82	4%	50,56,967	43,34,998	183.97	14%
ORTH. TOTAL	10,95,304.2	8,99,606.7	231.92	18%	12,10,834.0	10,90,913.2	245.13	10%	3,45,44,907.4	3,02,71,729.1	296.75	12%

OFFER / SOLD QUANTITY & AVERAGE PRICE DARJEELING

	OFFERED	SOLD	AVG.	OUT %	OFFERED	SOLD	AVG.	OUT %	OFFERED	SOLD	AVG.	OUT %
WHOLE LEAF	13,225	7,434	385.76	44%	18,735	12,655	497.52	32%	10,31,382	6,06,351	587.16	41%
BROKENS	7,954	5,130	180.73	36%	8,006	4,457	237.64	44%	3,94,818	2,30,447	266.34	42%
FANNINGS	26,957	20,350	118.48	25%	18,419	11,349	133.76	38%	5,69,478	3,12,406	172.91	45%
DARJ. TOTAL	48,135.1	32,913.4	188.55	32%	45,160.5	28,461.2	311.77	37%	19,95,678.2	11,49,204.4	410.22	42%

OFFER / SOLD QUANTITY & AVERAGE PRICE

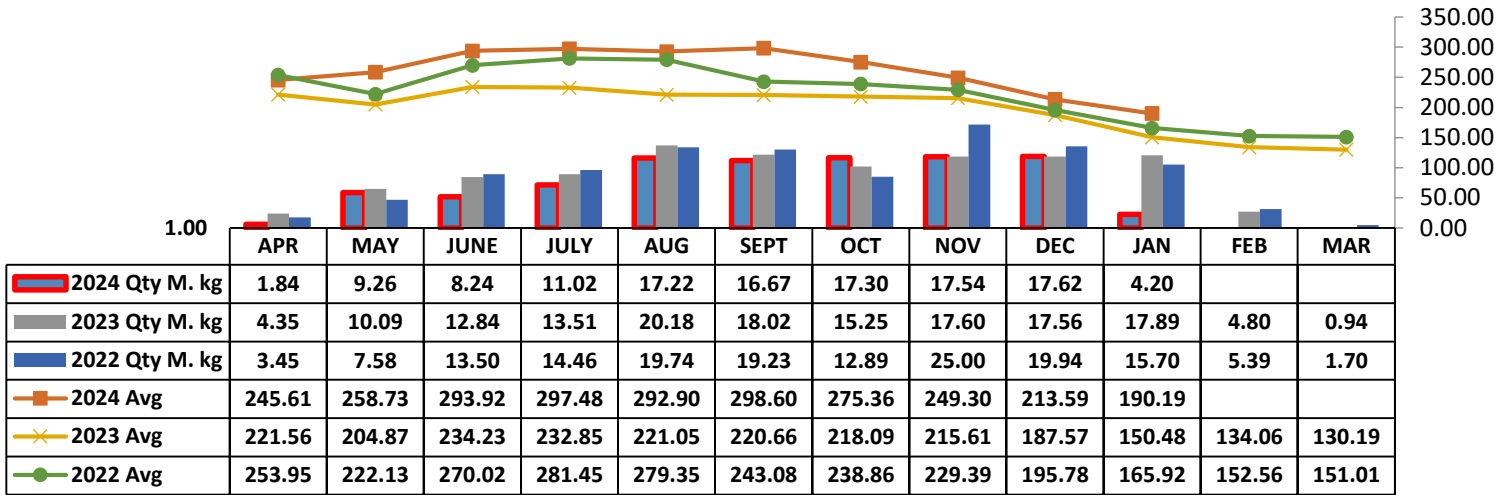
CTC	THIS SALE				LAST SALE				TO DATE			
	OFFERED	SOLD	AVG.	OUT %	OFFERED	SOLD	AVG.	OUT %	OFFERED	SOLD	AVG.	OUT %
2024-25	3038328.2	2260395.8	178.18	26%	3398140.0	2354342.6	185.05	31%	75222415.6	55837579.9	247.16	26%
2023-24	3568803.3	2239426.1	157.60	37%	4150895.4	2488848.0	168.22	40%	89917799.4	61870846.2	209.50	31%
DUST	OFFERED	SOLD	AVG.	OUT %	OFFERED	SOLD	AVG.	OUT %	OFFERED	SOLD	AVG.	OUT %
2024-25	1333713.6	1008460.8	179.95	24%	1241191.5	856233.5	184.52	31%	41936034.8	33656994.6	267.84	20%
2023-24	1308358.6	930137.3	156.56	29%	1725465.6	1105875.5	167.32	36%	43966637.0	29339368.0	209.61	33%
ORTHODOX	OFFERED	SOLD	AVG.	OUT %	OFFERED	SOLD	AVG.	OUT %	OFFERED	SOLD	AVG.	OUT %
2024-25	1095304.2	899606.7	231.92	18%	1210834.0	1090913.2	245.13	10%	34544907.4	30271729.1	296.75	12%
2023-24	953160.1	751503.9	179.04	21%	1011223.2	766466.8	193.75	24%	48162684.5	39115573.0	223.34	19%
DARJEELING	OFFERED	SOLD	AVG.	OUT %	OFFERED	SOLD	AVG.	OUT %	OFFERED	SOLD	AVG.	OUT %
2024-25	48135.1	32913.4	188.55	32%	45160.5	28461.2	311.77	37%	1995678.2	1149204.4	410.22	42%
2023-24	58778.5	31514.6	188.64	46%	83486.3	50165.2	213.75	40%	2698014.9	1280445.9	342.12	53%
TOTAL	OFFERED	SOLD	AVG.	OUT %	OFFERED	SOLD	AVG.	OUT %	OFFERED	SOLD	AVG.	OUT %
2024-25	5515481.1	4201376.7	190.19	24%	5895326.0	4329950.5	200.92	27%	153699035.9	120915508.0	266.88	21%
2023-24	5889100.5	3952581.9	161.68	33%	6971070.5	4411355.5	172.95	37%	184745135.8	131606233.1	214.93	29%

PRICE RANGE	CTC LEAF						DUST				
	2024/25		UP TO SALE 01			2024/25		UP TO SALE 01			
	SALE 01	SALE 52	2024/25	2023/24	2022/23	SALE 01	SALE 52	2024/25	2023/24	2022/23	
BELOW 160	38.67	27.47	10.32	29.31	25.52	35.72	29.59	9.28	27.72	23.30	
BETWEEN 160.00-179.99	15.64	17.62	8.34	8.46	12.78	20.45	14.65	4.60	8.05	10.36	
BETWEEN 180.00-199.99	15.71	19.67	11.49	8.77	8.32	15.47	22.76	5.87	7.72	8.09	
BETWEEN 200.00-219.99	12.97	17.81	11.80	11.30	9.56	8.52	15.16	8.87	10.89	9.51	
BETWEEN 220.00-139.99	9.71	9.09	10.07	9.42	7.99	8.37	9.04	8.78	10.06	6.89	
BETWEEN 240.00-259.99	3.92	4.81	8.41	8.96	7.91	5.13	2.71	8.14	10.48	6.62	
BETWEEN 260.00-279.99	1.91	1.48	6.70	7.26	6.65	2.61	2.59	8.10	8.41	6.43	
ABOVE 280	1.46	2.05	32.87	16.52	21.28	3.73	3.50	46.37	16.67	28.81	

PRICE RANGE	ORTHODOX					PRICE RANGE	DARJEELING		
	2024/25		UP TO SALE 01				2024/25		UP TO SALE 01
	SALE 01	SALE 52	2024/25	2023/24	2022/23		SALE 01	SALE 52	2024/25
BELOW 200	45.27	40.48	18.26	33.23	15.89	BELOW 300.00	84.37	53.19	40.76
BETWEEN 200.00-219.99	5.15	3.73	4.01	12.07	4.54	BETWEEN 301.00-400.99	5.72	3.12	8.80
BETWEEN 220.00-239.99	9.21	8.34	5.46	14.49	5.69	BETWEEN 401.00-500.99	1.85	18.58	15.44
BETWEEN 240.00-259.99	5.75	7.16	6.45	13.97	5.95	BETWEEN 501.00-600.99	6.80	21.29	14.64
BETWEEN 260.00-279.99	6.71	7.62	6.89	10.23	8.69	BETWEEN 601.00-700.99	0.00	1.86	8.40
ABOVE 280	27.90	32.67	58.92	16.00	59.24	ABOVE 701.00	1.26	1.96	11.96

FUTURE FRESH OFFERING (IN PACKAGES)															
SALE NO	THIS YEAR-2024 - 25					LAST YEAR-2023 - 24					DIFFERENCE				
	CTC LEAF	ORTHODOX	DARJEELING	DUST	TOTAL	LEAF	ORTHODOX	DARJEELING	DUST	TOTAL	LEAF	ORTHODOX	DARJEELING	DUST	TOTAL
02	90858	36207	814	38246	166125	92644	36022	1362	27445	157473	-1786	185	-548	10801	8652
03	75215	32163	2091	31113	140582	91294	34093	1126	30736	157249	-16079	-1930	965	377	-16667
04	79077	26286	232	30982	136577	61072	25965	1732	25215	113984	18005	321	-1500	5767	22593
TOTAL	245150	94656	3137	100341	443284	245010	96080	4220	83396	428706	140	-1424	-1083	16945	14578

Kolkata Monthly Price Movement All Teas



CTTA BUYING (ALL TEAS) FOR THE SALE 01

	CTC LEAF			DUST				TOTAL					
	SALE 01												
OFFER	30,38,328.2			Kgs	OFFER	13,33,713.6		Kgs	OFFER	43,72,041.8			Kgs
SOLD	22,60,395.8			Kgs	SOLD	10,08,460.8		Kgs	SOLD	32,68,856.6			Kgs
SOLD %	74%				SOLD %	76%			SOLD %	75%			
ZONES	KGS.	AVG.	%		Kgs	AVG	%		Kgs	AVG	%		
W.India	6,29,448.0	178.10	28%	W.India	2,52,000.4	176.07	25%	W.India	8,81,448.4	177.52	27%		
HUL	5,12,495.9	180.93	23%	HUL	1,74,293.6	218.17	17%	HUL	6,86,789.5	190.38	21%		
Local	3,86,724.5	172.48	17%	N.India	1,57,166.6	168.34	16%	Local	5,41,056.1	173.20	17%		
N.India	2,09,645.4	183.61	9%	Local	1,54,331.6	175.00	15%	N.India	3,66,812.0	177.07	11%		
WI.Pack	1,51,888.0	200.33	7%	Others	1,36,567.3	174.96	14%	Others	2,43,171.0	176.37	7%		
Others	1,06,603.7	178.16	5%	TCPL	55,124.5	160.70	5%	WI.Pack	1,71,128.6	193.07	5%		
TCPL	1,04,971.7	147.07	5%	S.India	38,853.6	172.12	4%	TCPL	1,60,096.2	151.76	5%		
Exports	80,741.0	173.45	4%	WI.Pack	19,240.6	135.76	2%	Exports	96,320.5	172.11	3%		
Packeteers	49,495.2	179.91	2%	Exports	15,579.5	165.19	2%	S.India	57,894.4	169.16	2%		
S.India	19,040.8	163.12	1%	NI.Pack	3,887.4	191.57	0%	Packeteers	50,910.9	179.67	2%		
NI.Pack	9,341.6	198.69	0%	Packeteers	1,415.7	171.58	0%	NI.Pack	13,229.0	196.60	0%		
Grand Total	22,60,395.8	178.18	100%	TOTAL	10,08,460.8	179.95	100%	TOTAL	32,68,856.6	178.73	100%		

	ORTHODOX			DARJEELING				
	SALE 01							
OFFER	10,95,304.2			Kgs	OFFER	48,135.1		Kgs
SOLD	8,99,606.7			Kgs	SOLD	32,913.4		Kgs
SOLD %	82%				SOLD %	68%		
ZONE	Kgs	AVG	%		Kgs	AVG	%	
Others	1,85,175.5	246.99	21%	Local	21,038.5	204.84	64%	
Local	1,82,318.3	207.83	20%	Others	4,017.4	135.96	12%	
Other Exports	1,80,694.1	291.96	20%	Exports	3,132.0	111.80	10%	
Middle East	1,11,457.3	178.85	12%	Domestic	2,776.0	175.63	8%	
Exports	79,064.7	179.66	9%	W.India	1,273.0	211.32	4%	
N.India	45,149.8	256.12	5%	TCPL	427.0	500.00	1%	
S.India	36,018.9	215.28	4%	N.India	126.5	106.00	0%	
CIS	35,658.4	220.34	4%	Other Exports	123.0	132.00	0%	
W.India	17,927.2	248.97	2%					
Domestic	16,460.6	249.36	2%					
HUL	9,681.9	244.57	1%					
TOTAL	8,99,606.7	231.92	100%	TOTAL	32,913.4	188.55	100%	

ASSAM CTC BATTING ORDER (GTAC+CTTA) Sale 01

MARK	2024-25		2023-24	
	KGS	AVG	KGS	AVG
GATOONGA	554717	455.70	611740	461.57
HOOKHMOL	356550	446.98	408624	430.39
MOKRUNG	369803	436.33	329337	426.66
HALMARI	705070	409.09	747595	394.50
HATIMARA	394277	402.03	275290	309.32
SALKATHONI	529305	388.29	443703	383.86
DOOMUR DULLUNG	654145	384.16	314449	363.34
BEHUBOR	64526	367.94	65472	341.35
HAJUA	578102	367.74	236129	350.61
KAMARBUND	214578	359.92	198271	336.69
BORJAN	487438	356.36	680429	366.43
GHILLIDARY	342575	352.81	329361	362.91
HARMUTTY	149689	352.02	165182	286.08
KHARIKATIA	539594	351.99	431499	322.92
BANAMALIE	190591	351.64	180818	373.80
DEJOO	103486	347.44	150300	264.47
KOONTAI 'B'	1711491	347.38	1703950	296.37
BORNEWRIA	73772	343.73	82876	268.64
NAHORHABI(CLSPL)	207174	343.46	165929	336.35
GELAKEY	311142	341.96	204595	324.59
SOTAI	70727	341.48	153113	387.42
DUFLATING	500151	340.88	463520	330.72
HIRAJULI	226398	338.53	140353	284.93
DECKIAJULI	585896	336.99	553594	358.92
SOCKETING	532344	336.90	227521	211.01

* Above 50000Kgs.

DOOARS CTC BATTING ORDER (STAC+CTTA) Sale 14 to 01

MARK	2024-25		2023-24	
	KGS	AVG	KGS	AVG
KARTICK	327947	332.51	532527	326.85
CHULSA	340896	315.55	366271	277.04
BINAGURI	904312	311.65	1116797	291.34
RYDAK	724402	303.58	1157569	277.54
GHATIA ROYAL	243836	297.90	626002	294.39
DALGAON	675117	296.90	1114322	279.09
BHATKAWA	206020	293.86	213589	267.12
NEPUCHAPUR	410582	293.31	763808	257.86
MORAGHAT	819090	292.77	852414	248.04
ARYAMAN SPECIAL	165887	284.77	266475	252.74
JITI	973725	283.34	910112	280.79
BARADIGHI	618464	281.78	699386	278.21
HOPE	462355	281.68	485453	270.22
GULMA	605501	278.16	718563	315.77
MATRI GOLD	392970	277.70	533674	236.89
PAHARGOOMIAH	621239	277.00	834721	268.80
MAINAKROYAALE	98204	275.37	88538	265.60
HULDIBARIROYAL	600203	272.54	0	0.00
LEESH RIVER	551626	270.54	774419	248.75
SANKOS	1051195	268.62	759213	260.78
ZURRANTEE	297075	268.59	334351	219.11
INDONG GOLD	449030	267.97	712662	206.13
KARALAVALLEYROYAL	330403	267.78	397151	235.38
MATHURA	823073	265.64	921513	233.78
MEENGLAS	786800	264.85	820545	238.73

* Above 50000Kgs.

ASSAM ORTHODOX BATTING ORDER (GTAC+CTTA) Sale 14 to 01

MARK	2024-25		2023-24	
	KGS	AVG	KGS	AVG
MANGALAM(CLSPL)	51578	548.26	54740	529.52
DOOMNI	86889	537.71	100828	452.06
DEJOO	382147	385.94	333561	281.04
HARMUTTY	413301	382.53	365248	280.28
MOKALBARI EAST	458219	368.97	330014	288.59
BORPATRA	364674	356.49	328346	255.01
MADHUTING	174728	343.80	237194	230.80
JOONKTOLLEE	73826	339.74	0	0.00
DIKOM	626078	339.30	725242	260.01
SESSA 'B'	286772	339.26	326656	251.50
DHELAKHAT	585343	337.98	599992	238.78
METHONI	515702	333.54	310549	228.68
PENGAREE	748380	330.99	522789	252.33
MARANGI	128443	329.57	48551	320.22
MENOKA	449327	325.18	425723	239.58
SINGLIJAN	292974	324.98	475650	248.57
MOHUNBAREE	186419	321.41	210296	228.21
AGNIGARHCLONAL	87083	320.33	81894	239.90
DIGULTURRUNG	100818	316.02	64967	219.29
MUTTUCK	430094	315.58	383279	196.14
SEAJULI	307289	314.70	469494	248.48
BOKAKHAT	516464	313.77	413231	231.31
GINGIA	340618	313.43	517249	200.16
MAIJONGA	167939	311.28	94422	233.19
KOOMSONG	698897	310.91	1217653	234.43

* Above 50000Kgs.

DARJEELING BATTING ORDER Sale 14 to 01

MARK	2024-25		2023-24	
	KGS	AVG	KGS	AVG
CASTLETON	44349	669.26	54240	505.54
GIELLE	41969	590.02	66521	452.17
TEESTA VALLEY	68403	582.82	97569	463.29
BARNESBEG (ORGANIC)	10657	557.57	12115	504.39
THURBO	56343	547.76	52166	526.39
MARGARET'S HOPE	48184	530.09	48938	429.17
SUNGMA	35418	517.28	33861	404.86
RISHEEHAT(ORGANIC)	32823	514.29	35080	456.73
BALASUN	21809	471.72	20505	462.18
PUTTABONG	53608	471.46	54836	401.34
JUNGPANAUPPER	16413	465.72	7447	562.75
SINGBULLI (ORGANIC)	13395	453.05	12674	358.64
GLENBURN	54034	428.55	48057	341.17
BADAMTAM (ORGANIC)	25299	413.67	25762	379.23
GOPALDHARA	35248	382.72	46289	353.25
ROHINI	45135	382.44	52224	257.29
HILLTON	72869	362.52	18169	217.62
GOOMTEE	14023	356.97	12745	502.43
POOBONG	18484	346.77	21923	257.62
NAMRING(UPPER)	56052	344.59	0	0.00
UPPER FAGU	76145	342.15	56790	233.57
MIM	40470	313.67	55327	318.08
MULLOOTAR	11353	259.26	8921	116.61
SOURENI	11857	243.70	26480	241.58
SIVITAR	18746	232.95	6504	104.85

* Above 10000 Kgs.

[Follow us on:](#)

