



J THOMAS & COMPANY PRIVATE LIMITED
GUWAHATI MARKET SYNOPSIS - SALE 2/2024

(*NEW SEASON TEAS ONLY)

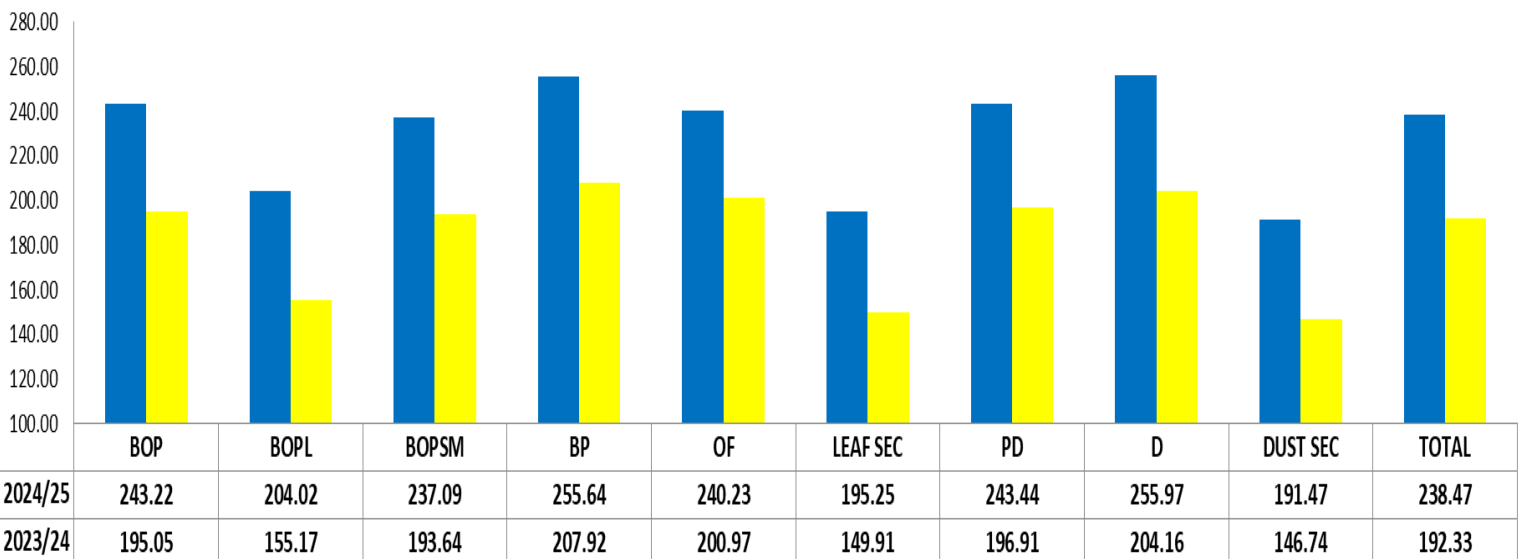
Market Report	
LEAF	DUST
* Market witnessed good demand. * Good and best varieties irregular around last. * Remainder easier following quality.	* Market witnessed fair demand. * All sorts irregular and easier following quality.

Buying Analysis	
LEAF	DUST
* HUL: Active * TCPL: Operated. * WI: Operated. * INTERNALS : Good support. * Exporters: Fair enquiry on bolder broken.	* HUL: Active * TCPL: Selective. * WI: Good support. * INTERNALS : Fair enquiry.

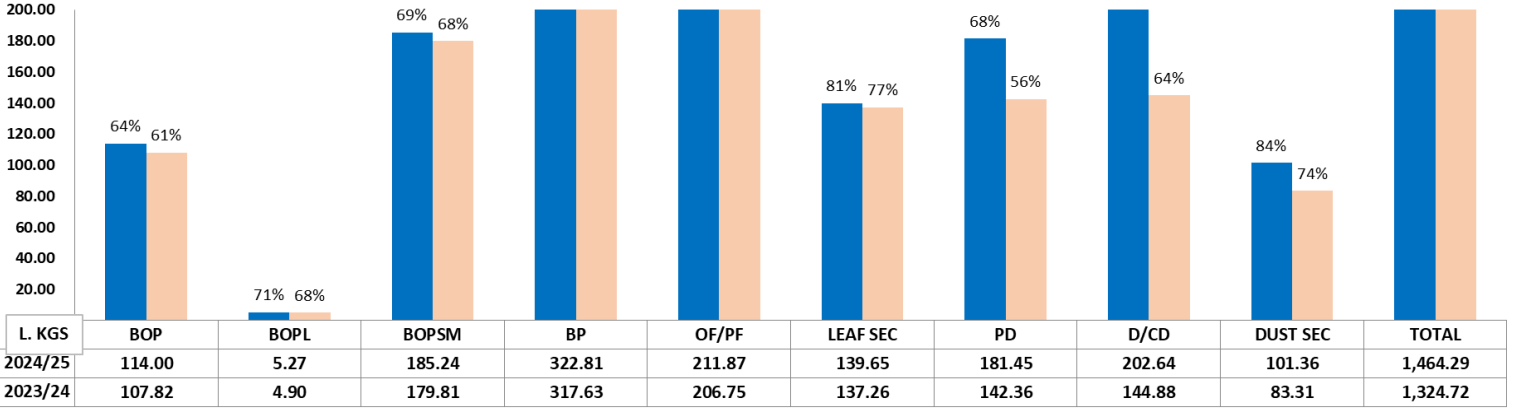
AUCTION AVERAGES												
	2024/25			2023/24			2022/23			UPTO SALE 2		
	SALE 2	SALE 1	+/-	SALE 2	SALE 1	+/-	SALE 2	SALE 1	+/-	2024/25	2023/24	2022/23
LEAF	154.54	155.77	-1.23	137.47	146.45	-8.98	143.49	146.08	-2.60	235.16	192.17	192.22
DUST	157.03	158.08	-1.05	134.02	146.32	-12.30	148.50	152.51	-4.01	235.64	187.11	195.54
TOTAL	155.20	156.41	-1.21	136.53	146.41	-9.88	144.77	147.78	-3.01	235.32	190.75	193.13

GTAC AUCTION AVERAGES									
SALE		47	48	49	50	51	52	1	2
LEAF	2024/25	215.58	204.97	194.47	188.21	173.48	164.96	155.77	154.54
	2023/24	185.40	186.45	170.68	163.52	159.02	151.30	146.45	137.47
DUST	2024/25	231.66	223.23	212.66	199.21	185.49	165.48	158.08	157.03
	2023/24	175.53	181.00	165.72	165.07	155.87	149.06	146.32	134.02
TOTAL	2024/25	220.94	210.74	199.53	191.42	176.95	165.08	156.41	155.20
	2023/24	182.61	184.97	169.30	163.89	158.28	150.73	146.41	136.53

GTAC Grade Wise Averages Upto Sale 2



GTAC Grade Wise Sold Quantities & Sold % Upto Sale 2



OFFER / SOLD QUANTITY & AVERAGE PRICE (2024/25)

	THIS SALE				LAST SALE				UPTO SALE 2			
	OFFERED	SOLD	AVG.	OUT %	OFFERED	SOLD	AVG.	OUT %	OFFERED	SOLD	AVG.	OUT %
BROKENS	37,71,390	25,78,528	160.22	32%	24,84,817	16,72,638	161.26	33%	9,38,56,555	6,60,18,291	242.58	30%
FANNINGS	10,53,743	7,36,356	162.72	30%	6,52,739	4,32,144	163.46	34%	3,17,65,306	2,11,86,646	237.54	33%
LEAF SEC.	8,65,730	7,46,828	126.85	14%	6,83,622	5,74,211	133.99	16%	1,25,67,429	1,06,78,814	184.55	15%
LEAF TOTAL	56,90,862	40,61,711	154.54	29%	38,21,177	26,78,993	155.77	30%	13,81,89,290	9,78,83,751	235.16	29%
	THIS SALE				LAST SALE				TO DATE			
	OFFERED	SOLD	AVG.	OUT %	OFFERED	SOLD	AVG.	OUT %	OFFERED	SOLD	AVG.	OUT %
DUST	15,78,404	9,40,838	170.78	40%	11,03,512	6,54,916	169.54	41%	5,47,74,017	3,84,09,262	248.11	30%
DUST SEC.	6,52,473	5,40,853	133.12	17%	4,85,382	3,75,812	138.13	23%	1,20,71,330	1,01,35,625	188.36	16%
DUST TOTAL	22,30,877	14,81,691	157.03	34%	15,88,893	10,30,728	158.08	35%	6,68,45,347	4,85,44,886	235.64	27%
TOTAL	79,21,740	55,43,402	155.20	30%	54,10,070	37,09,720	156.41	31%	20,50,34,638	14,64,28,637	235.32	29%

OFFER / SOLD QUANTITY & AVERAGE PRICE

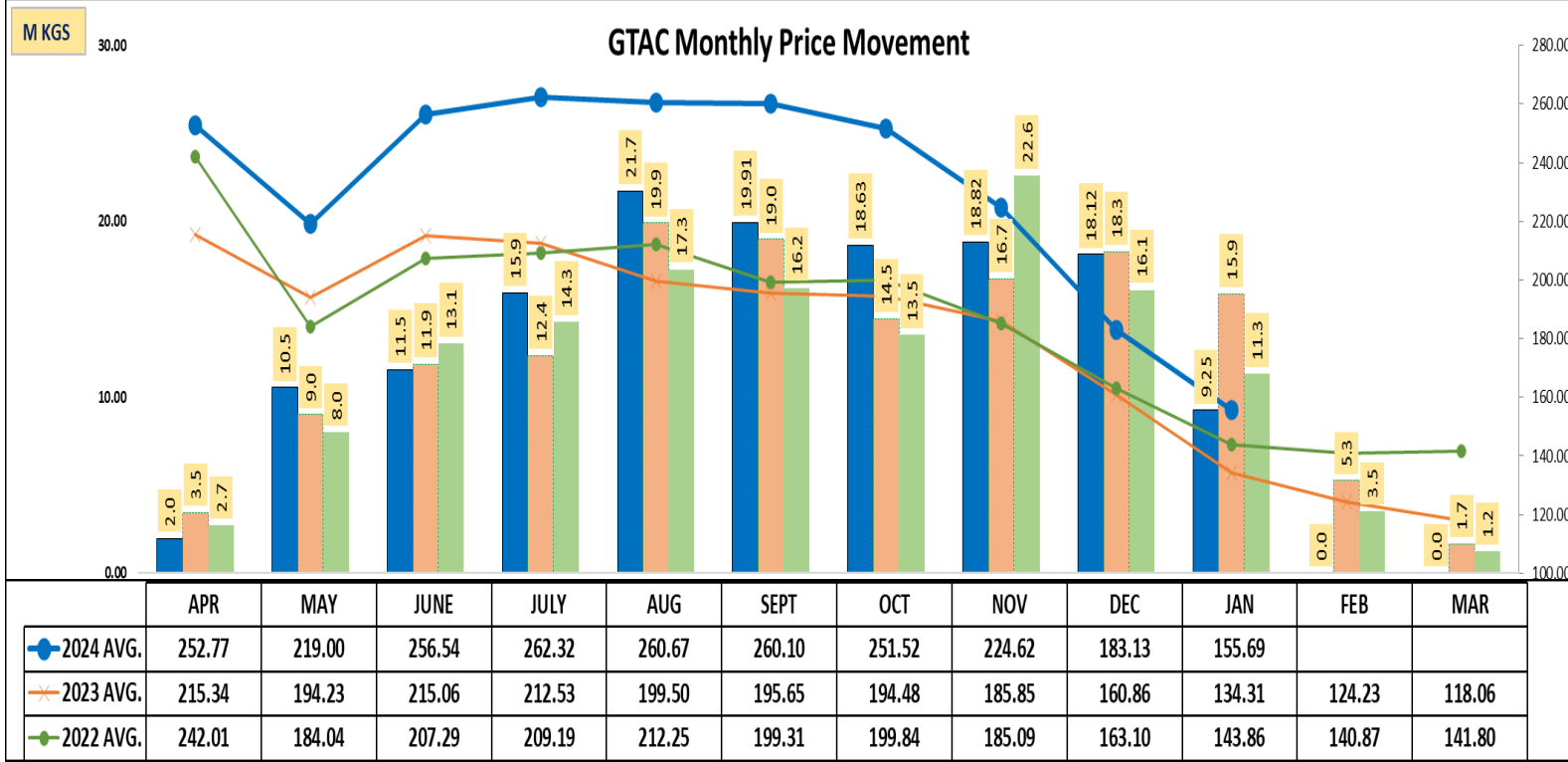
LEAF	THIS SALE				LAST SALE				UPTO SALE 2			
	OFFERED	SOLD	AVG.	OUT %	OFFERED	SOLD	AVG.	OUT %	OFFERED	SOLD	AVG.	OUT %
2024/25	56,90,862	40,61,711	154.54	29%	38,21,177	26,78,993	155.77	30%	13,81,89,290	9,78,83,751	235.16	29%
2023/24	44,77,357	27,25,009	137.47	39%	47,02,257	27,40,213	146.45	42%	14,15,64,388	9,54,16,627	192.17	33%
DUST	OFFERED	SOLD	AVG.	OUT %	OFFERED	SOLD	AVG.	OUT %	OFFERED	SOLD	AVG.	OUT %
2024/25	22,30,877	14,81,691	157.03	34%	15,88,893	10,30,728	158.08	15808%	6,68,45,347	4,85,44,886	235.64	27%
2023/24	20,20,880	10,14,565	134.02	50%	17,78,137	9,66,156	146.32	46%	5,95,71,812	3,70,55,605	187.11	38%
TOTAL	OFFERED	SOLD	AVG.	OUT %	OFFERED	SOLD	AVG.	OUT %	OFFERED	SOLD	AVG.	OUT %
2024/25	79,21,740	55,43,402	155.20	30%	54,10,070	37,09,720	156.41	31%	20,50,34,638	14,64,28,637	235.32	29%
2023/24	64,98,237	37,39,574	136.53	42%	64,80,394	37,06,369	146.41	43%	20,11,36,200	13,24,72,231	190.75	34%

PRICE RANGE

% OF TEAS SOLD	LEAF					DUST				
	2024/25		UPTO SALE 2			2024/25		UPTO SALE 2		
	0.00	SALE 1	2024/25	2023/24	2022/23	SALE 2	SALE 1	2024/25	2023/24	2022/23
BELOW 150	56.43	54.25	10.52	28.75	27.76	54.62	49.22	9.05	31.76	28.58
BETWEEN 151.00-200.00	30.63	33.07	23.06	31.46	35.31	32.63	39.51	23.73	30.44	32.32
BETWEEN 201.00-250.00	10.98	11.14	30.01	23.00	18.28	7.90	7.57	29.98	22.68	17.40
BETWEEN 251.00-300.00	1.70	0.97	18.35	10.40	12.09	2.90	2.04	18.56	11.07	12.53
BETWEEN 301.00-350.00	0.20	0.41	11.28	4.52	4.84	1.03	0.97	12.93	2.77	6.85
BETWEEN 351.00-400.00	0.04	0.11	5.37	1.17	1.31	0.46	0.33	4.54	1.09	1.99
ABOVE 400.00	0.03	0.06	1.41	0.71	0.42	0.46	0.36	1.21	0.19	0.33

FUTURE FRESH OFFERING (IN PACKAGES)

SALE NO	THIS YEAR-2024			LAST YEAR-2023			DIFFERENCE		
	LEAF	DUST	TOTAL	LEAF	DUST	TOTAL	LEAF	DUST	TOTAL
3	81,107	29,206	1,10,313	74,638	26,520	1,01,158	6,469	2,686	9,155
4	79,201	31,133	1,10,334	56,204	21,112	77,316	22,997	10,021	33,018
5	12,908	2,994	15,902	26,829	8,986	35,815	-13,921	-5,992	-19,913
TOTAL	1,73,216	63,333	2,36,549	1,57,671	56,618	2,14,289	15,545	6,715	22,260



* Please note January 2024-25 Price is calculated on 1,2 Only

GTAC BUYING (NEW TEAS) FOR THE SALE 2

	LEAF			DUST				TOTAL			
OFFER	56,90,862.3 Kgs			OFFER	22,30,877.4 Kgs			OFFER	79,21,739.7 Kgs		
SOLD	40,61,711.0 Kgs			SOLD	14,81,690.6 Kgs			SOLD	55,43,401.6 Kgs		
SOLD %	71%			SOLD %	66%			SOLD %	70%		
ZONE	Kgs	AVG	%	ZONE	Kgs	AVG	%	ZONE	Kgs	AVG	%
TCPL	1,81,770	133.90	4%	TCPL	34,664	140.84	2%	TCPL	2,16,434	135.01	4%
HUL	4,89,097	168.02	12%	HUL	1,37,488	216.57	9%	HUL	6,26,585	178.67	11%
W.India	5,18,074	159.20	13%	W.India	3,99,288	153.62	27%	W.India	9,17,362	156.77	17%
WI.Pack	1,21,209	161.11	3%	WI.Pack	61,352	157.33	4%	WI.Pack	1,82,561	159.84	3%
N.India	14,45,685	151.69	36%	N.India	1,37,724	149.47	9%	N.India	15,83,408	151.49	29%
NI.Pack	1,81,606	153.68	4%	NI.Pack	59,034	162.92	4%	NI.Pack	2,40,640	155.95	4%
Packeteers	1,99,094	137.60	5%	Packeteers	2,33,884	140.03	16%	Packeteers	4,32,978	138.92	8%
C.India	1,10,741	132.31	3%	C.India	23,546	158.18	2%	C.India	1,34,287	136.84	2%
Exports	1,21,205	168.49	3%	Exports	85,354	128.76	6%	Exports	2,06,559	152.07	4%
Local	5,09,818	161.72	13%	Local	87,815	150.33	6%	Local	5,97,633	160.05	11%
S.India	16,859	194.43	0%	S.India	65,983	141.04	4%	S.India	82,841	151.90	1%
Others	1,66,552	142.67	4%	Others	1,55,560	172.56	10%	Others	3,22,113	157.11	6%
TOTAL	40,61,711	154.54	100%	TOTAL	14,81,691	157.03	100%	TOTAL	55,43,402	155.20	100%

ASSAM BATTING ORDER (GTAC+CTTA) Upto SALE 2

MARK	2024-25			2023-24		
	RANK	KGS	AVG	RANK	KGS	AVG
GATOONGA	1	5,55,444	455.63	1	6,14,680	461.22
HOOKHMOL	2	3,68,544	445.37	2	4,25,298	430.31
MOKRUNG	3	3,84,766	433.18	3	3,30,173	426.55
HALMARI	4	7,19,365	407.96	4	7,68,497	393.06
HATIMARA	5	4,05,611	402.12	23	2,87,004	308.70
SALKATHONI	6	5,46,072	385.26	6	4,46,012	383.65
DOOMURDULLUNG	7	6,66,469	381.71	9	3,23,145	360.22
HAJUA	8	5,87,439	365.17	12	2,51,199	344.91
KAMARBUND	9	2,21,213	356.75	13	1,99,567	336.10
BORJAN	10	4,92,279	354.81	8	6,97,529	363.77
GHILLIDARY	11	3,49,844	350.45	10	3,37,582	359.18
HARMUTTY	12	1,56,521	347.59	32	1,72,797	282.83
DEJOO	13	1,03,486	347.44	59	1,67,592	255.34
KHARIKATIA	14	5,65,808	346.03	17	4,41,198	321.09
BANAMALIE	15	1,99,014	344.74	7	1,84,233	370.96
KOONTAI(B)	16	17,64,592	343.63	25	17,38,554	294.86
NAHORHABICLONALSPECIAL	17	2,10,099	341.70	14	1,67,291	335.55
BORSILLAH	18	3,26,714	334.55			
DECKIAJULI	19	6,13,918	334.41	11	5,64,119	357.59
DUFLATING	20	5,29,762	334.16	16	4,84,746	323.99
GELAKEY	21	3,29,912	334.02	15	2,06,069	324.40
HIRAJULI	22	2,39,249	332.71	33	1,52,751	281.63
DEHA	23	3,66,526	331.65	18	4,30,847	315.37
SOCKIETING	24	5,64,021	330.71	192	2,32,617	210.29
KAKADONGA	25	1,97,870	330.28	31	1,91,605	285.59

* Above 1,00,000 Kgs

Follow us on:

